

vtech

User's Manual



nickelodeon
**BUBBLE
GUPPIES**

**pet care
SCHOOL DAY**



THE LEARNING TABLET

InnoTAB®

VTech understands that a child's needs and abilities change as they grow and with that in mind we develop our toys to teach and entertain at just the right level...

vtech Baby

Toys that will stimulate their interest in different textures, sounds and colours

I am...

...responding to colours, sounds and textures

...understanding cause and effect

...learning to touch, reach, grasp, sit-up, crawl and toddle

Birth-36 months



Pre-School

Interactive toys to develop their imagination and encourage language development

I want...

...to get ready for school by starting to learn the alphabet and counting

...my learning to be as fun, easy and exciting as can be

...to show my creativity with drawing and music so my whole brain develops

3-6 years



Electronic Learning Computers

Cool, aspirational and inspiring computers for curriculum related learning

I need...

...challenging activities that can keep pace with my growing mind

...intelligent technology that adapts to my level of learning

...National Curriculum based content to support what I'm learning at school

4-10 years



To learn more about this and other VTech® products, visit www.vtechuk.com

Dear Parent,

At **VTech**®, we know how much you enjoy staying on top of the hottest trends and having the most high-tech gadgets around. We also know that your children feel the same way. With that in mind, we developed **InnoTab**®, our first multi-function tablet just for children that brings all the magic of Mum's and Dad's tablets into a fun-filled learning experience that fits their active lifestyles.

InnoTab® is the next generation of learning toy for children aged 3-9 that has a rich library of cartridge software with interactive animated e-books, learning games, creative activities along with a wide variety of additional apps to download. It features a 5" colour LCD touch screen, a G-sensor for game control, as well as a USB port for downloads, SD card slot for memory expansion and a headphone jack, all housed in a stylish, durable and compact design for easy portability.

When playing with **InnoTab**®, children can look, listen, touch, and tilt their way through activities to discover a world of fun whenever they want and wherever they go. Through interactive play, your child will develop skills in reading, maths, social studies, science, music, creativity, and more—which we know is important to you.

At **VTech**®, we are dedicated to helping your children uncover their talents. We thank you for your trust in our products that encourage active minds through imaginative play.

Sincerely,

Your friends at **VTech**®

INTRODUCTION

Gil and the class adopt Bubble Puppy, but the Bubble Guppies have never had a pet before. Join the class to discover how to take good care of Bubble Puppy together – and other pets too! Fin-tastic!

INCLUDED IN THIS PACKAGE

1 InnoTab® cartridge – Nickelodeon Bubble Guppies

1 InnoTab® cartridge user's manual

WARNING: All packing materials, such as tape, plastic sheets, packaging locks and tags are not part of this toy, and should be discarded for your child's safety.

Note: Please keep the user's manual as it contains important information.

GETTING STARTED

STEP 1: Insert the InnoTab® Cartridge


Make sure the unit is turned off. Insert the InnoTab® cartridge firmly down into the cartridge slot located on the back of the unit and push until it clicks into place as shown in the below.



STEP 2: Select the Cartridge Icon

Touch the cartridge icon on the **InnoTab®** desktop.

Note: Your **InnoTab®** desktop may look slightly different from the image on the right, depending on which version of **InnoTab®** you own.



STEP 3: Choose How You Want to Play

There are five modes of play. Touch an icon to choose.

E-Book: Read how Gil and the Bubble Guppies met and adopted Bubble Puppy!

Story - Gil and the class adopt Bubble Puppy, but the Bubble Guppies have never had a pet before. Join the class to discover how to take good care of Bubble Puppy together – and other pets too!

Mini Games: In this mode, you can choose any of the story games to play.

Your Cubby: This mode showcases items you have collected from Story Mode and Free Play Mode.

Picture Time: Take pictures of your friends and yourself with Bubble Guppies frames and stickers.

*If your version of **InnoTab®** has a built-in camera, Picture Time will appear in the cartridge menu.

If your version of **InnoTab®** does not have a built-in camera, Picture Time will not be available.



THE HARD KEYS



HOME

Exit the current activity and return to the **InnoTab®** desktop.



HELP BUTTON

Replay instructions, or ask for a hint.

SETTINGS

Music On/Off

To turn the background music on or off, touch the **Music On/Off** icon on the cartridge menu.



Music On/Off icon

NOTE: If your version of **InnoTab®** has a built-in camera, a camera activity will appear in the cartridge menu. If your version of **InnoTab®** does not have a built-in camera, this activity will not be available.

Levels

For the games that provide two levels of play, a level selection menu will appear before the game starts. Touch Easy or Difficult to choose.



ACTIVITIES

E-Book

Menu Page

After touching the e-book icon, you will see a menu page.

Touch:

- “**Read the Story**” icon to go to the index page of the e-book.
- “**Story Dictionary**” icon to view the vocabulary words from the story.
- “**Settings**” icon to customise your e-book settings, such as switching on or off the e-book’s vocabulary word highlights and background music.



Index Page


After touching the “Read the Story” icon, you will see an index page. You can start the story from the beginning or choose any page to start reading. You can also touch the “Whole Story” icon to read the complete story from the beginning.



Story Page

In each story page, touch anywhere on the screen to stop the story narration and enter **Free Play**. When the story narration has finished, you will enter **Free Play** mode automatically.

In **Free Play**, you can touch the words one by one to read the story at your own pace, touch highlighted vocabulary words to hear their definitions, or touch images in the art to hear voices and sounds. If you don't touch the screen for a while, the story narration will continue automatically to the next page.



Click the screen left or right or touch the left or right arrow to play the previous or next page.

To listen to the story narration again, touch the **Replay** icon (a circular arrow) on the screen. To go back to the index page, touch the **Index** icon (a grid of dots) on the screen.

Story Dictionary

After touching the “Story Dictionary” icon, you will see a selection page. You can touch on the vocabulary words to see their definitions.



Story

In Story Mode, you will join the Bubble Guppies on their school day as they discover how to take good care of Bubble Puppy – and other pets too!

Help Gil and the Bubble Guppies feed him, clean him, play with him and make him happy!



Mini Games

In Mini Games, you can play the individual games in **Story Mode** without following the storyline. Choose an activity to play.

Bubblestorm

Mr. Grouper invites the class to think about the various ways to take care of Bubble Puppy and other pets. Select the items that the pets need. Drag the bubbles with the needed items into the correct area.

Curriculum: Social Studies



Deema's Store

Gil needs to buy some things that Bubble Puppy needs from Deema's Pet Stop Shop. But when Deema's machine malfunctions, you have to help Gil catch the items he needs. Drag the cart left or right to catch the item.

Curriculum: Numbers



Feeding Time

Bubble Puppy needs food and water just like everyone else. Measure out the amount of puppy food and water that he needs. Rotate the InnoTab to pour out the puppy food. Touch the hose to squirt the water.

Curriculum: Counting



Bath Time

It's important to keep any puppy clean, especially Bubble Puppy. He gets dirty after playing all the time. Help clean Bubble Puppy after his walk. Drag the hose left or right to get Bubble Puppy wet. Rub Bubble Puppy to clean and dry him.

Curriculum: Life Science



Fishketball

It's time to play Fishketball with Bubble Puppy and Gil. Flick the ball to toss it through the rings of Little Fish.


Curriculum: Colour Matching



Fin-tastic Obstacle Course

Gil is training Bubble Puppy to complete the Fin-tastic Obstacle Course. Help train Bubble Puppy to move through the course – then help him complete it! Touch the picture to tell Bubble Puppy how to move.

Curriculum: Vocabulary



Bubble Puppy's Doghouse

When you play each game, you can collect reward items. Use the items to decorate Bubble Puppy's doghouse and play with him. Drag the item to place it where you want.

Curriculum: Creativity



Your Cubby

In this mode you can see all the items you've collected.



Picture Time

Take pictures with Bubble Guppies frames and stickers.



NOTE: If your version of **InnoTab®** has a built-in camera, Picture Time will appear in the cartridge menu as a third Creativity activity. If your version of **InnoTab®** does not have a built-in camera, Picture Time will not be available.

ONLINE FEATURES

Register online to keep track of your child's learning journey with personalised recommendations. You can also connect to our **Learning Lodge™** to download great apps, games, e-books and more!

If you have not already installed the **InnoTab®** version of the **Learning Lodge™** software on your computer, go to www.vtechuk.com/download to download and install it.

CARE & MAINTENANCE

1. Keep **InnoTab®** cartridge clean by wiping it with a slightly damp cloth. Never use solvents or abrasives.
2. Keep it out of direct sunlight and away from direct sources of heat.
3. Avoid dropping it. **NEVER** try to dismantle it.
4. Always keep **InnoTab®** cartridge away from water.

WARNING

A very small percentage of the public, due to an existing condition, may experience epileptic seizures or momentary loss of consciousness when viewing certain types of flashing colours or patterns. While **InnoTab® The Learning Tablet** does not contribute to any additional risks, we do recommend that parents supervise their children while they play video games. If your child experiences dizziness, altered vision, disorientation, or convulsions, discontinue use immediately and consult your physician. Please note that focusing on an LCD screen at close range and handling touch screen or g.sensor controls for a prolonged period of time may cause fatigue or discomfort. We recommend that children take a 15-minute break for every hour of play.

TROUBLESHOOTING

Please note that if you try to insert or remove an **InnoTab®** cartridge without first turning the unit **OFF**, you may experience a malfunction. If this happens, and the unit does not respond to pressing the **ON/OFF** button, disconnect the AC adaptor from the main unit or remove the batteries. Then, reconnect the adaptor, or reinstall the batteries.

TECHNICAL SUPPORT

If you have a problem that cannot be solved by using this manual, we encourage you to visit us online or contact our Consumer Services Department with any problems and/or suggestions that you might have. A support representative will be happy to assist you.

Before requesting support, please be ready to provide or include the information below:

- The name of your product or model number (the model number is typically located on the back or bottom of your product).
- The actual problem you are experiencing.
- The actions you took right before the problem started.

Internet: www.vtechuk.com

Phone: 01235 546810 (from UK), or +44 1235 546810 (outside UK)

COPYRIGHT NOTICES

© 2013 VTech. All Rights Reserved. **VTech®**, the **VTech®** logo and **InnoTab®** are registered trademarks of VTech. **Learning Lodge™** is a trademark of VTech. All other trademarks are property of their respective owners.

IMPORTANT NOTE:

Creating and developing **InnoTab® The Learning Tablet** products is accompanied by a responsibility that we at **VTech®** take very seriously. We make every effort to ensure the accuracy of the information that forms the value of our products. However, errors sometimes may occur. It is important for you to know that we stand behind our products and encourage you to call our Consumer Services Department at 01235 546810 (from UK), or +44 1235 546810 (outside UK), with any problems and/or suggestions that you might have. A service representative will be happy to help you.

OTHER INFO

DISCLAIMER AND LIMITATION OF LIABILITY

VTech® Electronics Europe PLC. and its suppliers assume no responsibility for any damage or loss resulting from the use of this handbook. **VTech®** Electronics Europe PLC. and its suppliers assume no responsibility for any loss or claims by third parties that may arise through the use of this software. **VTech®** Electronics Europe PLC. and its suppliers assume no responsibility for any damage or loss caused by deletion of data as a result of malfunction, dead battery, or repairs. Be sure to make backup copies of important data on other media to protect against data loss.

COMPANY : **VTech®** Electronics Europe PLC.

ADDRESS : Napier Court, Abingdon Science Park, Abingdon, Oxon, OX14 3YT.

TEL NO.: 01235 546810 (from UK), or +44 1235 546810 (outside UK)



PRODUCT WARRANTY



Thank you for choosing this quality product from VTech. We hope it will bring many hours of entertainment, imaginative play and learning.

1. The product detailed above is covered by a one year warranty from the date of purchase, against any defects in materials or workmanship.
2. The product may be returned to the place of purchase. Alternatively the product can be returned to VTech Electronics Europe plc (see address below), with proof of purchase, without proof of purchase no replacement will be provided.
3. VTech Electronics Europe plc will examine the product and if it is found to be defective due to faulty materials or workmanship, will replace the product at their discretion.
4. If the product covered by this warranty is damaged due to misuse, modification or unauthorised repair, or because of faulty batteries, battery discharge or incorrect electrical connections, then this warranty becomes void.
5. This warranty is personal to the original purchaser and is not transferable.
6. Breakages to the LCD screen are not covered by the warranty.
7. Returns to VTech Electronics Europe plc should include a cheque or postal order for £1.50 towards the cost of return postage and packaging.
8. Products returned to VTech Electronics Europe plc, should be addressed as follows and packed carefully to avoid damage in transit (Please do not include batteries or adaptor).
Please include details of the fault together with your name and address.

VTech Electronics Europe plc, c/o Tablogix Limited, 200 Milton Park, Abingdon, Oxon OX14 4TA

THIS WARRANTY IS OFFERED AS AN EXTRA BENEFIT AND DOES NOT AFFECT CONSUMERS' STATUTORY RIGHTS.

This warranty is valid for the UK and Eire only. For products purchased outside the UK and Eire, please contact your local distributor or place of purchase.



